



## 2020 YAM Inflatables





#### TENDERS

##### 240T / 200T

- Small and compact, perfect as tenders

#### SPORT

##### 275S / 310S / 340S / 380S

- Exceptional performance and capabilities for exploration

#### SPORT TENDERS

##### 240STi / 275STi / 310STi-V

- The next level in comfort & performance

#### ALUMINIUM R.I.Bs

For more information, please contact your local dealer.

# ALL-ROUNDERS

## The new YAM Inflatables – perfect companions for any scenario

After more than twenty years of reliable and practical performance across Europe, Yamaha has decided to fully redesign the YAM inflatable boat range. While taking a sturdy, no-frills approach, we have created a clean and modern design with great features to offer high-quality inflatable boats at an affordable price.

The new YAM range offers a wide collection of great value-for-money inflatables. Strong and durable, yet light and easily foldable,

their smooth design makes storing and carrying your inflatable boat a breeze. With over 20 years of experience and the signature approach of Yamaha offering the highest quality possible, our new YAM boats are built to support your days out on the water for a long time. These lightweight miracles not only provide heaps of joy and convenience for leisurely activities but are also perfectly suited for professional use, as well.

Naturally, Yamaha has tested every YAM model extensively together with the relevant YAMAHA Outboard Motors and Electric Drives – to create the best possible package bound to win the hearts and minds of YAM owners around the world.

To find out more, visit [www.yamaha-motor.eu](http://www.yamaha-motor.eu)

**These little runabouts  
are always ready**

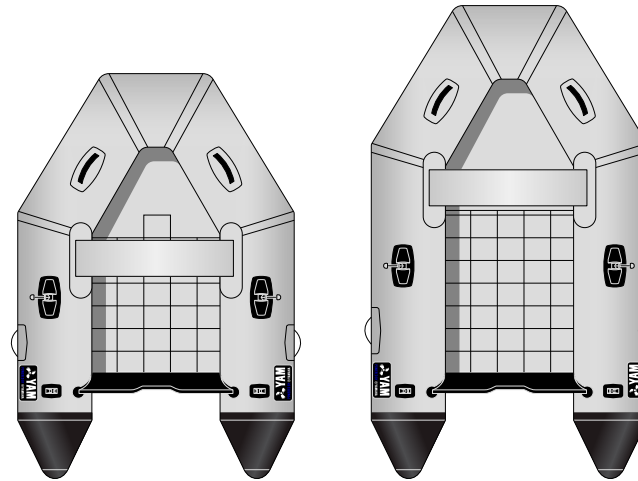


## YAM 200T / 240T

For getting out on the water with the minimum of fuss and effort, there's no better choice than the YAM 200T or the YAM 240T.

These tough little runabouts are ideal for small boat tender duties or just for messing about on the water. You can inflate or pack it away in minutes using the standard high-speed air pump, while the lightweight slatted floor simply rolls up – and your YAM is easily stowable in a boat locker, car trunk or even a cupboard at home.

Use the strong aluminium oars, with their easy-stow tube clips and sturdy rowlocks – or fit a Yamaha outboard or electric drive. Either way, you'll be delighted with one of these stylish little runabouts.



### Proven match to Yamaha Electric Drives

Our Tender-series YAM inflatables are making a great combination with the YAMAHA Electric Drives. The quiet, clean and easy to use and maintain package works especially great as tender. Of course, our YAMAHA engineers have designed and tested these boats to also be a perfect match for our small outboards motors.



### Light, compact but strong slatted floor

Our Tender series inflatables have a unique slatted floor, which makes the boats even smaller to fold-away. This especially is the case for our smallest Tender boat, the YAM 200 T. Of course, the tenders are designed to remain stiff and strong when inflated and in use.



### Easy to transport

All YAMS come with everything needed for instant boating enjoyment. The strong carrying bag is convenient for stowing your YAM in a car boot or on a roof rack – and the floors, seats and fittings are all very simple to install. A powerful air pump is also supplied, so your YAM will be ready to go in a matter of minutes.



### Built to take care of you

While designing the YAM boats, our designers always kept the end-user on top of their mind – trying to make the usage as simple and safe as possible. Our ingenious high-quality air valve is a good example – exceptionally reliable and airtight. It's easy to operate and is flush with the surface of the tube, preventing snagging or discomfort, while we added the maximum pressure in writing next to the valve, so you are always sure about the pressure you should apply.

**Truly Sports-minded  
inflatables**




## YAM 275S / 310S / 340S / 380S

For maximum fun afloat, there's nothing like a YAM Sport. Ideal for camping trips, water sports, family holidays, lake cruises or just exploring the coastline.

Because these tough, sporty inflatables are also smart and stylish, they're a great choice as the tender to a larger boat, whether sailing yacht or power cruiser. From the smallest 275S up to the highly capable 380S, these boats handle easily and are designed for more serious work too.

So if you're looking for a boat that's easy to manoeuvre and will tackle family adventures with ease –towing donuts and other toys –yet be equally at home as a stable fishing, diving or work boat, then a YAM Sport is made for you.



### Perfect partners

Yamaha outboards are renowned for their turnkey reliability and YAM inflatables are designed to be the perfect match, from the unique underwater profile to the optimised angle and height of the transom. With a huge range of Yamaha outboards to choose from, it's easy to find the perfect combination of engine and inflatable.



### PVC-covered reinforced transom

Showing our dedication to quality, we have covered our transom with black PVC. This makes the transom even more resistant to wear and tear and to UV-light, increasing its durability. Of course, the transom is specially designed and tested for a Yamaha outboard engine.



### Built to take care of you

In addition to safety features like strong, secure grab-handles, seat patches, D-rings, lifting eyes and other fittings, comfort is also a top priority. The dedicated storage straps for the oars are a perfect example – different from many other inflatables, YAM boats have the oars stored neatly out of the way so you can sit comfortably on top of the hull.



### Safe & Secure

The YAM S-Series boats come with a strong strap to secure the fuel tank to the aluminium floor – Out of the way and providing extra safety for the people on board.

A great way to  
have fun on water





## YAM 240STi / 275STi / 310STi-V

Why not get out on the water with a YAM STi, where your fun will come with added comfort? This is mainly thanks to the double-wall inflatable floor, which is extra rigid and very comfy on the feet. An STi is also, like every YAM model, super-simple to inflate, carry, use and store.

Top performance is assured – with even the smallest Yamaha outboard – and handling is remarkable, with excellent control and stability from the special inflatable keel and V-hull design.

Strong D-rings and lifelines are provided, as well as a secure, integral tankholder. The PVC-coated transom is reinforced with a special support section for a Yamaha outboard. All you have to do is enjoy yourself.




### Comfortable inflatable floor

At the heart of every STi model you'll find our unique and very clever inflatable floor and keel. A complex web of cross-stitching in the air chamber prevents distortion and keeps the surface rigid – promising you the most comfortable, smooth and stable ride of any inflatable you've ever tried.



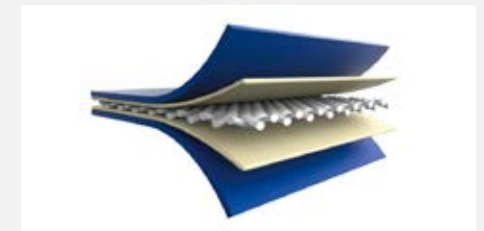
### Built to take the pressure

A cleverly designed air baffle system is incorporated into the hull tubes of all YAM inflatables. This not only helps to keep the individual chambers completely sealed for safety, it also helps maintain and equalise air pressure throughout the tube. The STi-series boats come with a pressure gauge to assure a proper inflated hull and floor.



### Inflatable V-hull (310STi)

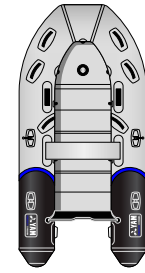
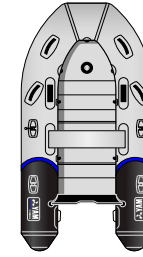
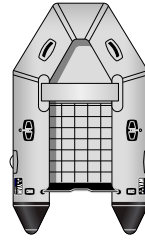
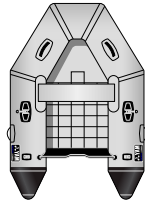
Our largest YAM Sports tender, the 310STi, has a unique V-shaped inflatable hull. While it offers the same amount of comfort as the other STi-series, it adds extra rigidity to the hull and a deeper V – improving the handling and making this top-end model perfectly matching the larger YAM outboards.



### Built to last

For maximum strength and good looks, all YAM inflatables are constructed using the latest generation PVC material, with most seams and joints thermo-welded for optimum watertightness and safety. The result is a smart, clean exterior surface that is highly resistant to abrasion, salt water and sunlight.

# Specifications



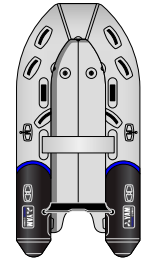
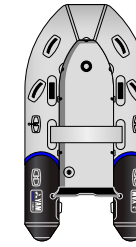
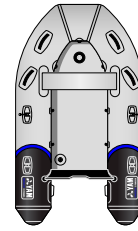
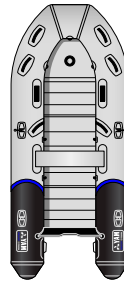
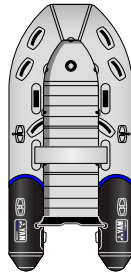
200T

240T

275S

310S

Inflatable Specifications	200T	240T	275S	310S
Overall length	1.97 m	2.40 m	2.70 m	3.08 m
Beam	1.31 m	1.48 m	1.52 m	1.54 m
Tube diameter (cm)	35 cm	39 cm	42.5 cm	42 cm
Max. Persons	1 + 1 (adult + child)	3	3 + 1 (adults + child)	4
Max. Engine Power (recommended by Yamaha)	1.9 kW / 2.5 hp	3.7 kW / 5 hp	7.4 kW / 10 hp	11.1 kW / 15 hp
Max. Engine Weight	24 kg	40 kg	55 kg	60 kg
No. of air chambers	2	3	3 + 1 (keel)	3 + 1 (keel)
Stowed Dimensions (cm)	102 x 58 x 29 cm	107 x 58 x 32 cm	112 x 58 x 33 cm	112 x 66 x 34 cm
No. of packages	1	1	1	1
Floor Material / Type	PVC floor with wooden slats	PVC floor with wooden slats	Flat aluminium panels (bow panel wood)	Flat aluminium panels (bow panel wood)
Transom	Black PVC covered			
Weight (hull)	16.65 kg	24kg	44.2 kg	50.2 kg
Max. Load Capacity	250 kg	400 kg	480 kg	600 kg
Seat	1 (Wood)			
D-towing ring	2	2	2	2
Lifting eyebolts for davits	No	No	2	2
Front carrying handles	No	No	1	1
Rear carrying handles	2	2	2	2
Storage locker with latch	N/A	N/A	N/A	N/A
Options			Extra Seat	Extra Seat
<b>Equipment included</b>				
Straps for fuel tank	No	No	Yes	Yes
Valise with carrying handles	Yes	Yes	Yes	Yes
Repair kit	Yes	Yes	Yes	Yes
Foot pump	Yes (Low pressure)	Yes (Low pressure)	Yes (Normal)	Yes (Normal)
Paddles	2 pcs.	2 pcs.	2 pcs.	2 pcs.
Air pressure gauge	No	No	Yes	Yes
Mooring / towing rope	1	1	1	1



340S

380S

240STi

275Ti

310STi-V

Inflatable Specifications					
Overall length	3.39 m	3.80 m	2.40 m	2.70 m	3.10 m
Beam	1.70 m	1.70 m	1.34 m	1.52 m	1.56 m
Tube diameter (cm)	43.5 cm	43.5 cm	36.5 cm	42.5 cm	43.5 cm
Max. Persons	5	6	2 + 1 (adults + child)	3 + 1 (adults + child)	3 + 1 (adults + child)
Max. Engine Power (recommended by Yamaha)	14.7 kW / 20 hp	18.4 kW / 25 hp	3.7 kW / 5 hp	7.4 kW / 10 hp	7.4 kW / 10 hp
Max. Engine Weight	60 kg	83 kg	40 kg	55 kg	55 kg
No. of air chambers	3 + 1 (keel)	3 + 1 (keel)	3 + 2 (floor + keel)	3 + 2 (floor + keel)	3 + 2 (floor)
Stowed Dimensions (cm)	127 x 72 x 38 cm	127 x 80 x 38 cm	106 x 58 x 32 cm	112 x 60 x 32 cm	113 x 65 x 35 cm
No. of packages	1	1	1	1	1
Floor Material / Type	Flat aluminium panels (bow panel wood)	Flat aluminium panels (bow panel wood)	Inflatable floor	Inflatable floor	Inflatable V-floor
Transom	Black PVC covered				
Weight (hull)	60 kg	71.75 kg	25.6 kg	29.2kg	31.46 kg
Max. Load Capacity	750 kg	820 kg	400 kg	480 kg	620 kg
Seat	1 (Wood)				
D-towing ring	2	2	2	2	2
Lifting eyebolts for davits	2	2	2	2	2
Front carrying handles	1	1	1	1	1
Rear carrying handles	2	2	2	2	2
Storage locker with latch	N/A	N/A	N/A	N/A	N/A
Options	Extra Seat	Extra Seat		Extra Seat	Extra Seat
<b>Equipment included</b>					
Straps for fuel tank	Yes	Yes	Yes	Yes	Yes
Valise with carrying handles	Yes	Yes	Yes	Yes	Yes
Repair kit	Yes	Yes	Yes	Yes	Yes
Foot pump	Yes (Normal)	Yes (Normal)	Yes (High Pressure)	Yes (High Pressure)	Yes (High Pressure)
Paddles	2 pcs.	2 pcs.	2 pcs.	2 pcs.	2 pcs.
Air pressure gauge	Yes	Yes	Yes	Yes	Yes
Mooring / towing rope	1	1	1	1	1











[www.yamaha-motor.eu](http://www.yamaha-motor.eu)



follow us on:



**Yamaha Motor Europe N.V.**

Koolhovenlaan 101  
1119NC Schiphol-Rijk  
The Netherlands  
+ 31 20 6546000

Dealer

**Disclaimer**  
All information in this catalogue is given for general guidance only and is subject to change without prior notice. Photographs may show boats being driven by professionals and no recommendation or guidance in respect of safe operation or style of use is intended or implied by the publication of these images. Always respect the local maritime regulations. Always wear the recommended personal flotation device and safety equipment when boating.  
YAM is a Registered Trade Mark of Yamaha Motor Europe NV

